

PRODUCTS & SERVICES

DOORS WINDOWS KITCHENS FURNITURE STAIRS BUILDING ELEVATION SANDWICH PANELS BATH ROOMS

FLOORS TILES AND CERAMICS MAIN GATES ART-TECH CONCRETE INTERIOR & EXTERIOR DESIGNER

SECURE BY DESIGN TURNKEY CONSTRUCTION SOLUTIONS

DEMOVER'S

DOORS

ENTRANCE

PP-PU COMPOSITE

FIBER COMPOSITE

TECHNICAL

PLY WOOD

WOOD

FORMICA

HDF

ACRYLIC COATED

GLASS
COMPOSITE

DOOR FRAME


ACCESSORIES

DEMO VERSION




ENTRANCE DOORS


EDW-1



EDW-2



EDW-3




EDW-4



WOOD

EDS-1




EDS-2



EDS-3




EDS-4




SHEET METAL

EDF-1



EDF-2




EDF-3



FIBRE GLASS



EDW-1



DEMOVERSION



EDW-2



DEMOOVERS.COM

DEMO OVERSICION

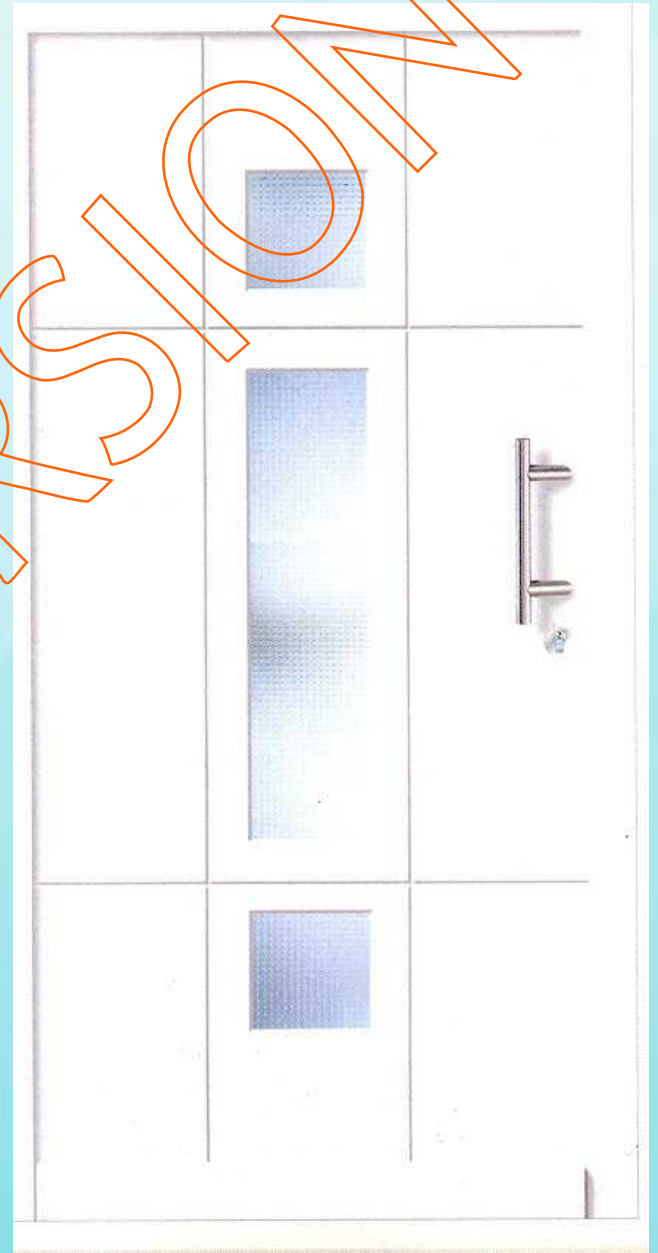


EDW-5




DEMO

DEMO VERSION




DEMO VERSION



DEMO VERSION






EDF-1

DEMO VERSION





DEMOVERSION

EDF-3



DEMONSTRATION



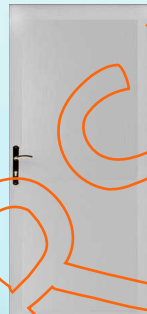
PP PU COMPOSITE DOOR

36" WIDE

BUKHARA



FLUSH



STEPEE



IMAGE



ROCK



CARVING



27" WIDE

STEPEE



IMAGE



ROCK



CARVING




BUKHARA

DEMOVERSION



FLUSH

DEMOVERSION



DEMO VERSION



IMAGE

DEMO VERSION



ROCK

DEMO VERSION



CARVING

DEMO VERSION



DEMO VERSION



IMAGE

DEMO VERSION



ROCK

DEMO VERSION



CARVING



DEMO VERSION

FIBER COMPOSITE DOOR

AVT FC-1



AVT FC-2



AVT FC-3



AVT FC-1

DEMO VERSION



AVT FC-2

DEMO VERSION



DEMO VERSION



TECHNICAL DOORS

PHARMA DOORS



FIRE DOORS



SECURITY DOORS



DEMO

VERSION

DEMOVERSION



DEMO VERSION




SECURITY DOORS

DEMOVERSION



PLY WOOD DOORS

PLY-1



PLY-2



PLY-3



PLY-4




PLY-5



PLY-6

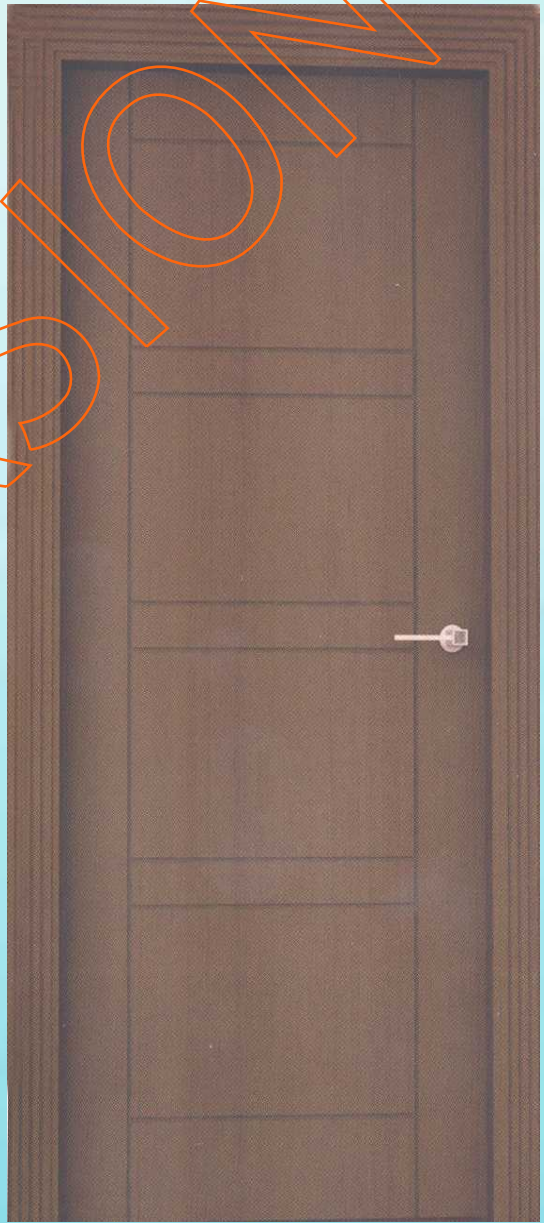


PLY-7




PLY-1

DEMO VERSION



PLY-2

DEMO VERSION



PLY-3

DEMO VERSION



PLY-4

DEMO VERSION



PLY-5


PLY-6

PLY-7



WOODEN DOORS

WOOD-1



WOOD-2




WOOD-3



WOOD-4



WOOD-5



WOOD-6




WOOD-7




WOOD-1

DEMOVERSIO




WOOD-2



DEMOVERSION

WOOD-3



WOOD-4




DEMO OVERSIZING

WOOD-5



WOOD-6



DEMO OVERSLO

WOOD-7

DEMO VERSION



HDF DOORS

HDF-1

HDF-2

HDF-3




FORMICA DOORS


FORM-1




FORM-2



FORM-3




FORM-4



DEMOVERS.COM


FORM-1

DEMO VERSION



FORM-2

DEMO VERSION



DEMO VERSION




FORM-4

DEMO VERSION



ACRYLIC COATED DOORS


ACRY-1



ACRY-2



ACRY-3



DEMONSTRATION

ACRY-1

DEMO VERSION




ACRY-2

DEMO VERSION



ACRY-3

DEMO VERSION



GLASS COMPOSITE DOORS

G COM-1




G COM-2



G COM-3



G COM-4



DEMOVERS.COM


G COM-1

DEMOVERSION



G COM-2

DEMO VERSION




G COM-3

DEMO VERSION



G COM-4



DEMO OVERSOM

DOOR FRAMES

GI DOOR FRAMES

WPC DOOR FRAMES

DEMO VERSION

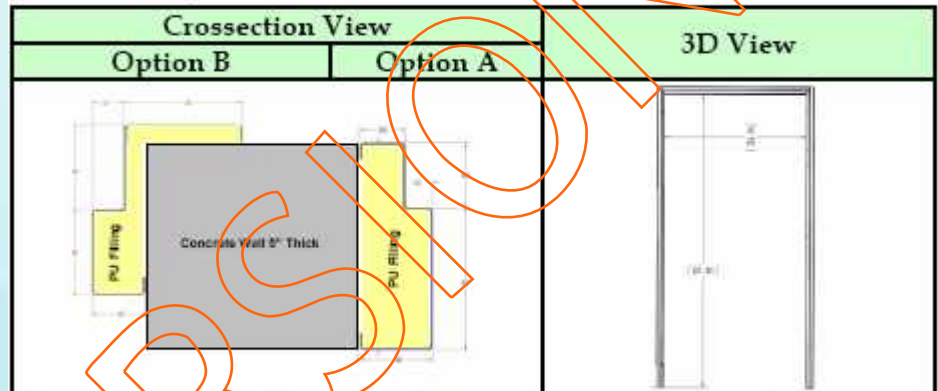


GI DOOR FRAMAES



PRICE LIST

G.I Door Frame



Sr. No	Sheet Thickness		Price	
	Gauge	mm	Option A	Option B
1	23	0.6	1392	1351
2	22	0.7	1544	1496
3	21	0.8	1695	1640
4	20	0.9	1782	1723
5	19	1	1926	1861
6	18	1.2	2215	2136
7	17	1.4	2504	2412
8	16	1.6	2793	2688

ADDITIONAL OPTIONS

Sr No.	Description	Price	
1	Painting (Deco / Powder Coating)	400	
2	PU Filling	Option A	400
		Option B	300
3	Installation	250	








DEMO



WPC DOOR FRAMES

PRICE LIST

WPC Door Frame (For 36 inch & 27 inch Panels)

3D View	Sr. No	Crosssection Type	Wall Thickness	Crosssection View	Price			
					(36 inch)	(27 inch)		
	1	Outer Frame	Min = 5 Inch		As Moulded		5226	5026
					Painted	NC	5268	5323
						2K	5648	5620
	2	Outer Frame + Small Beading (Single Side)	Min = 5 Inch		As Moulded		6276	6031
					Painted	NC	6532	6626
	3	Outer Frame + Small Beading (Double Side)	Min = 5 Inch Max = 9 Inch			As Moulded		7326
Painted					NC	7796	7929	
	4	Outer Frame + Large Beading (Double Side)	Min = 9 Inch Max = 11 Inch		As Moulded		7484	7186
Painted					NC	7939	8079	
	5	New Beading (Double Side) + H Profile	Min = 5 Inch Max = 11 Inch		As Moulded		4136	3964
Painted					NC	5144	5100	
	6	New Beading (Single Side) + H Profile	Min = 5 Inch		As Moulded		2416	2388
Painted					NC	2953	2933	
						2K	3661	3528

DEMO

WINDOWS

ALUMINIUM

WPC

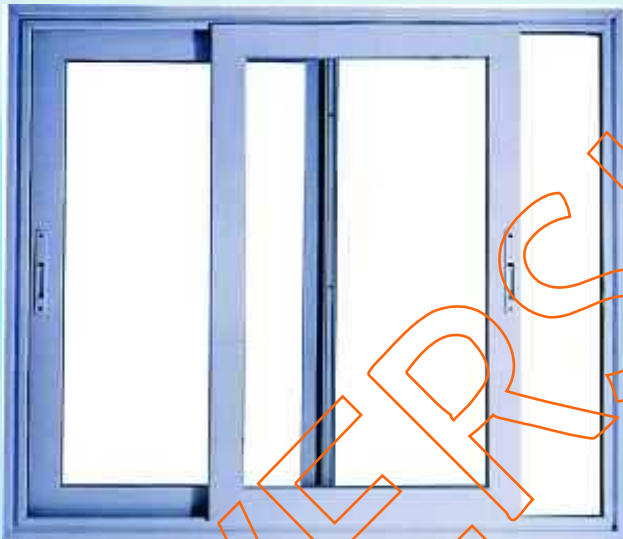
WOOD

UPVC

DEMO VERSION



ALUMINIUM



TYPE	CLASS A	CLASS B	CLASS C
MILL FINISHED			
ANODIZED			
POWDER COATED			

WPC

OPENABLE



SLIDING



PRICE LIST



Windows (Ref. Window Size 6' x 4')

Excluding Glass & Handles

CODE	Crossction Type	Crossction View	Price / Sqft		
A1	2 Sliding Panel + Single Side Large Beading		As Moulded	200	
			Painted	NC	236
				2K	271
B1	2 Sliding Panel + Double Side Large Beading		As Moulded	254	
			Painted	NC	304
				2K	355
C1	2 Openable Panel + Single Side Large Beading		As Moulded	235	
			Painted	NC	270
				2K	306
D1	New Designed Beading + 2 Sliding Panel		As Moulded	228	
			Painted	NC	236
				2K	322
E1	New Designed Beading + 2 Openable Panel		As Moulded	263	
			Painted	NC	270
				2K	356

DEMO

WOOD



DEMONSTRATION

UPVC



DEMONSTRATION

MAIN GATES



SHEET METAL	900/SQ-FT
FIBRE GLASS	1500/SQ-FT

NOTE: EXCLUDING HANDLES AND ACCESSORIES



INTERIOR & EXTERIOR


INTERIOR

EXTERIOR

DEMO VERSION



INTERIOR




EXTERIOR



BUILDING ELEVATION




PU FILLED FIBRE SKIN



PANEL COST	250~ 500/SQFT
INSTALLATION CHARGES WILL BE WORKED OUT PROJECT BY PROJECT.	



SHEET METAL PU SANDWICH PANELS



FLOORS



PVC-PLANKS	MDF-LAMINATE	WOOD PLASTIC	WOOD
35-45/SQ-FT	90-150/SQ-FT	250-350/SQ-FT	300-500/SQ-FT

KITCHENS



COUNTER TOP 2-ft DEPTH (RS/RFT)

MARBLE	ARTIFICIAL STONE	GRANITE	CORIAN
250~ 500	500~ 1000	1000~ 1600	1500~ 2500
WALL CABINET (ACRYLIC)		BASE CABINET (ACRYLIC)	
3000 RS/RFT		6000 RS/RFT	

NOTE: ABOVE PRICES ARE WITHOUT ACCESSORIES AND SALES TAX




SANDWICH PANELS



	1 - MTM	2 - GTG	3 - GTF	4 - MTF	5 - PPP	6 - APA
Layer 1	MDF 6 mm	G.I 0.4 mm	G.I 0.4 mm	MDF 6 mm	PP 3 mm	Acrylic 3 mm
Filling	Thermopore 38 mm	Thermopore 38 mm	Thermopore 47 mm	Thermopore 41 mm	PU 44 mm	PU 44 mm
Layer 2	MDF 6 mm	G.I 0.4 mm	Fiber 3 mm	Fiber 3 mm	PP 3 mm	Acrylic 3 mm
Rs/Sqft	113	194	301	253	208	402


	7 - SPS	8 - APG	9 - SPP	10 - GPG	11 - FPF	12 - GPG
Layer 1	Stone 5 mm	Acrylic 3 mm	Stone 5 mm	G.I 0.4 mm	Fiber 3 mm	G.I 0.4 mm
Filling	PU 45 mm	PU 47 mm	PU 42 mm	PU 50 mm	PU 44 mm	PU 100 mm
Layer 2	Stone 5 mm	G.I 0.4 mm	PP 3 mm	G.I 0.4 mm	Fiber 3 mm	G.I 0.4 mm
Rs/Sqft	430	319	419	228	410	295

BATH ROOM



TILES & CERAMICS

PORCELAINE






CERAMIC





FURNITURE

CONCEPT BED



EXPENDABLE MULTIFUNCTIONAL TV UNIT



ART-TECH CONCRETE

DEMO VERSION







STAIRS



DEMO OVERSITION


SECURE BY DESIGN



DEMO

OVERSICION

TURNKEY CONSTRUCTION SOLUTION



DEMONSTRATION